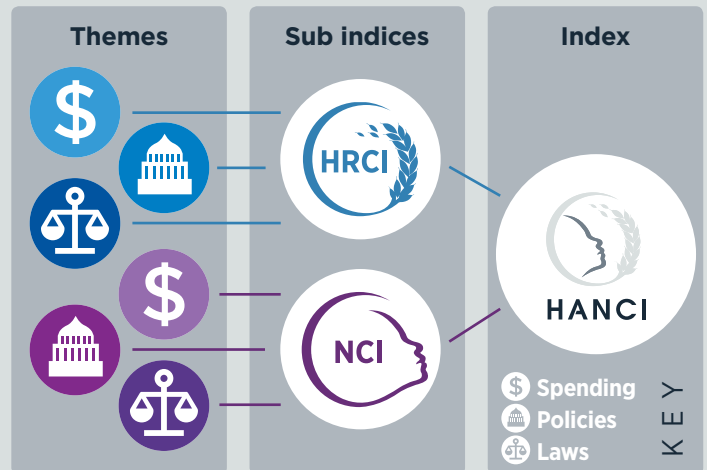
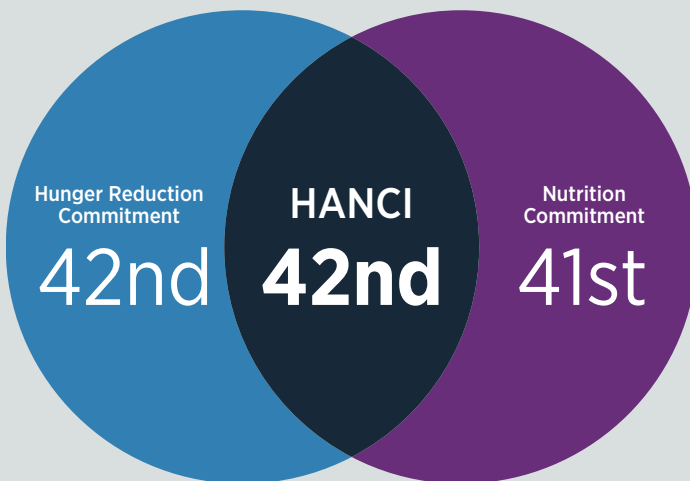




Key data for Sudan



Existing rates of: **Wasting:** 16.3% **Stunting:** 38.2% **Proportion of population underweight:** 33%

Source: Government of Sudan (MICS, 2014)





















Strong Performance



- Sudan has introduced a multisectoral and multistakeholder policy coordination mechanism to support delivery of the National Nutrition Policy/Strategy.
- Policymakers in Sudan benefit from regular nutrition surveys that are statistically representative at national level. The last survey was published in 2018.
- The Government of Sudan promotes complementary feeding practices.




Areas for improvement

- Spending on agriculture (1.7% of public spending in 2019), does not meet government commitments set out in the African Union's Maputo Declaration (10% of public spending).
- Sudan's spending in its health sector (8.3% of public spending in 2017) does not fully meet (15%) commitments set out in the Abuja Declaration.
- In Sudan, law does neither give women economic rights or agricultural land access rights equal to men. This increases women and children's vulnerability to hunger and undernutrition.
- Relative to other HANCI countries, Sudan's medium/long term national development policy (The Five-Year Plan) places weak importance to nutrition.
- Sudan does not yet have a National Nutrition Policy/Strategy.
- The Government of Sudan has achieved two high doses of vitamin A supplementation for only 34% of children in 2018.
- Weak access to improved sanitation facilities (36.6% in 2017) obstructs better hunger and nutrition outcomes.
- In Sudan, constitutional protection of the right to food and the right to social security is weak.
- The Government of Sudan does not provide social safety nets.

Hunger Reduction Commitment Index (HRCI)

Public spending	Score*	Year	HRCI Rank of 45
 Public spending on agriculture as share of total public spending ¹	 1.7%	2019	38th
 Public spending on health as share of total public spending ²	 8.3%	2017	16th
Policies			
 Access to land (security of tenure) ³	 Moderate	2019	37th
 Access to agricultural research and extension services ³	 Moderate	2019	36th
 Civil registration system — coverage of live births	 67.3%	2014	22nd
 Functioning of social protection systems ³	 Very Weak	2018	Joint 43rd
Laws			
 Level of constitutional protection of the right to food ³	 Weak	2016	Joint 30th
 Equality of women's access to agricultural land (property rights) ⁴	 Not in Law	2019	Joint 40th
 Equality of women's economic rights ⁴	 Not in Law	2019	Joint 16th
 Constitution recognises the right to social security (yes/no)	 No	2018	Joint 33rd

























¹ Possible scores are:  <75% of AU's commitments set out in the Maputo Declaration  >=75 % and <100%  >=100%

² Possible scores are:  <75% of AU's commitments set out in the Abuja Declaration  >=75 % and <100%  >=100%

³ Possible scores are:  Very weak/Weak  Moderate  Strong/Very strong

⁴ Possible scores are:  Not in Law  In Law, Not in Practice  In Law & Practice

Nutrition Commitment Index (NCI)

Public spending	Score*	Year	NCI Rank of 45
 Separate budget for nutrition (no/sectoral only/yes)	 Sectoral only	2019	Joint 24th
Policies			
 Vitamin A supplementation coverage for children	 34%	2018	36th
 Government promotes complementary feeding (yes/no)	 Yes	2010	Joint 1st
 Population with access to an improved water source	 87%	2017	17th
 Population with access to improved sanitation	 36.6%	2017	26th
 Health care visits for pregnant women	 79.1%	2014	39th
 Nutrition features in national development policy ¹	 Weak	2007-2011	Joint 44th
 National nutrition policy/strategy (yes/no)	 No	2019	Joint 42nd
 Multisector and multistakeholder policy coordination (yes/no)	 Yes	2019	Joint 1st
 Time bound nutrition targets (yes/no)	 Yes	2019	Joint 1st
 National nutrition survey in last 3 years (yes/no)	 Yes	2018	Joint 1st
Laws			
 ICMBMS [^] enshrined in domestic law ²	 Few Aspects Enshrined	2019	Joint 34th

¹ Possible scores are:  Weak  Moderate  Strong (Note: Performance relative to other countries)

² Possible scores are:  Not enshrined in law  Few/Many aspects enshrined  Fully enshrined

[^] International Code of Marketing of Breastmilk Substitutes