

Existing rates of: **Wasting:** 4.4% **Stunting:** 42.3% **Proportion of population underweight:** 15.6%

Source: Government of Mozambique (IOF,2015)





















Strong Performance




- The Government encourages varied agricultural research and extension services, and local farmer organisations are involved in setting policy priorities. The extension system is effective and properly reaches out to poor farmers. Government policies, strategies and mechanisms seek to ensure gender equity in access to extension services.
- In Mozambique, the law gives women economic rights equal to men. These rights are upheld in practice to reduce women's vulnerability to hunger and undernutrition.
- Relative to other HANCI countries, Mozambique's medium/long term national development policy (Proposta do plano quinquenal do governo) assigns strong importance to nutrition.
- The National Nutrition Policy/Strategy identifies time bound nutrition targets and a multisectoral and multistakeholder policy coordination mechanism has been set up.
- The Government has fully enshrined the International Code of Marketing of Breastmilk Substitutes into domestic law.




Areas for improvement




- Spending on agriculture (3.1% of public spending in 2019), does not meet government commitments set out in the African Union's Maputo Declaration (10% of public spending).
- Mozambique's spending in its health sector (4.7% of public spending in 2017) does not fully meet (15%) commitments set out in the Abuja Declaration.
- In Mozambique, the law gives women equal access to agricultural land as men. However, these laws are not effectively enforced and discriminatory practices against women continue, increasing their vulnerability to hunger and undernutrition.
- Mozambique does not have a separate budget line for nutrition; this prevents transparency and accountability for spending.
- Policymakers in Mozambique do not benefit from regular nutrition surveys that are statistically representative at national level. The last survey was published in 2011.
- The Government of Mozambique does not promote complementary feeding practices and has achieved two high doses of vitamin A supplementation for only 64% of children in 2018.
- Weak access to improved sanitation facilities (29.4% in 2017) obstructs better hunger and nutrition outcomes.
- In Mozambique, constitutional protection of the right to social security is weak.
- Social safety nets in Mozambique are basic and only cover few risks for a limited number of beneficiaries.




Hunger Reduction Commitment Index (HRCI)

Public spending	Score*	Year	HRCI Rank of 45
 Public spending on agriculture as share of total public spending ¹	 3.1%	2019	27th
 Public spending on health as share of total public spending ²	 4.7%	2017	30th
Policies			
 Access to land (security of tenure) ³	 Moderate	2019	Joint 18th
 Access to agricultural research and extension services ³	 Strong	2019	Joint 17th
 Civil registration system — coverage of live births	 55%	2015	32nd
 Functioning of social protection systems ³	 Weak	2018	Joint 26th
Laws			
 Level of constitutional protection of the right to food ³	 Moderate	2017	Joint 10th
 Equality of women's access to agricultural land (property rights) ⁴	 In Law, not in Practice	2019	Joint 3rd
 Equality of women's economic rights ⁴	 In Law & Practice	2019	Joint 1st
 Constitution recognises the right to social security (yes/no)	 No	2012	Joint 33rd

























¹ Possible scores are:  <75% of AU's commitments set out in the Maputo Declaration  >=75 % and <100%  >=100%

² Possible scores are:  <75% of AU's commitments set out in the Abuja Declaration  >=75 % and <100%  >=100%

³ Possible scores are:  Very weak/Weak  Moderate  Strong/Very strong

⁴ Possible scores are:  Not in Law  In Law, Not in Practice  In Law & Practice

Nutrition Commitment Index (NCI)

Public spending	Score*	Year	NCI Rank of 45
 Separate budget for nutrition (no/sectoral only/yes)	 No	2019	Joint 42nd
Policies			
 Vitamin A supplementation coverage for children	 64%	2018	Joint 24th
 Government promotes complementary feeding (yes/no)	 No	2013	Joint 43rd
 Population with access to an improved water source	 70.7%	2017	36th
 Population with access to improved sanitation	 29.4%	2017	31st
 Health care visits for pregnant women	 87.2%	2015	27th
 Nutrition features in national development policy ¹	 Strong	2015-2019	15th
 National nutrition policy/strategy (yes/no)	 Yes	2019	Joint 1st
 Multisector and multistakeholder policy coordination (yes/no)	 Yes	2019	Joint 1st
 Time bound nutrition targets (yes/no)	 Yes	2019	Joint 1st
 National nutrition survey in last 3 years (yes/no)	 No	2011	Joint 39th
Laws			
 ICMBMS [^] enshrined in domestic law ²	 Fully Enshrined	2019	Joint 1st

¹ Possible scores are:  Weak  Moderate  Strong (Note: Performance relative to other countries)

² Possible scores are:  Not enshrined in law  Few/Many aspects enshrined  Fully enshrined

[^] International Code of Marketing of Breastmilk Substitutes