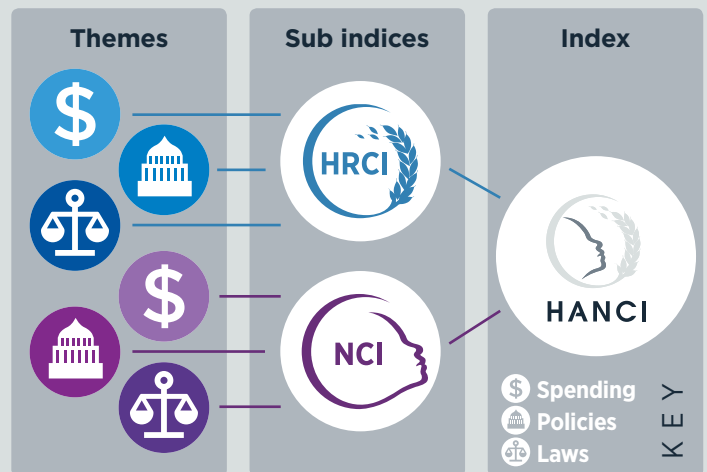
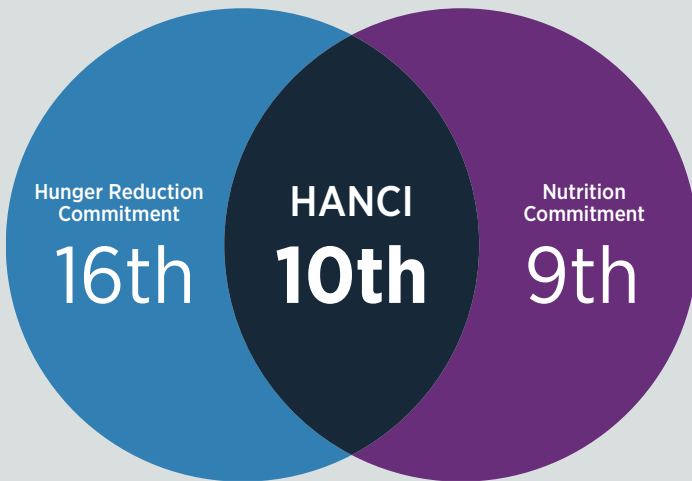


 **Key data for Mali**



Existing rates of: **Wasting: 9%** **Stunting: 26.9%** **Proportion of population underweight: 18.6%**

Source: Government of Mali (DHS, 2018)



Strong Performance


- Spending on agriculture (10% of public spending in 2019) meets government commitments set out in the African Union’s Maputo Declaration (10% of public spending).
- Relative to other HANCI countries, Mali’s medium/long term national development policy (Cadre Strategique por la croissance et la reduction de la pauvreté (CSCR)) assigns strong importance to nutrition.
- Mali instituted a separate budget line for nutrition, enabling transparency and accountability for spending.
- The National Nutrition Policy/Strategy identifies time bound nutrition targets and a multisectoral and multistakeholder policy coordination mechanism has been set up.
- Policymakers in Mali benefit from regular nutrition surveys that are statistically representative at national level. The last survey was published in 2018.
- The Government of Mali promotes complementary feeding practices and has achieved two high doses of vitamin A supplementation for 93% of children in 2018.
- In Mali, constitutional protection of the right to social security is strong.




Areas for improvement




- Mali’s spending in its health sector (5.8% of public spending in 2017) does not fully meet (15%) commitments set out in the Abuja Declaration.
- Agricultural extension services are the preserve of government and poor farmers have no say in setting policy priorities. The agricultural research and extension system is not properly reaching out to poor farmers. There is no policy promoting gender equity in access to extension services. This has been the case for an extended period.
- In Mali, the law does not give women economic rights equal to men. Men and women have equal legal access to agricultural land, but this is not effectively enforced and discriminatory practices against women continue, increasing their vulnerability to hunger and undernutrition.
- Weak access to improved sanitation facilities (39.3% in 2017) obstructs better hunger and nutrition outcomes.
- Social safety nets in Mali are basic and only cover few risks for a limited number of beneficiaries.



Hunger Reduction Commitment Index (HRCI)

Public spending	Score*	Year	HRCI Rank of 45
 Public spending on agriculture as share of total public spending ¹	 10%	2019	Joint 8th
 Public spending on health as share of total public spending ²	 5.8%	2017	24th
Policies			
 Access to land (security of tenure) ³	 Moderate	2019	Joint 14th
 Access to agricultural research and extension services ³	 Very Weak	2019	Joint 44th
 Civil registration system — coverage of live births	 86.7%	2018	8th
 Functioning of social protection systems ³	 Weak	2018	Joint 11th
Laws			
 Level of constitutional protection of the right to food ³	 Moderate	2019	Joint 10th
 Equality of women's access to agricultural land (property rights) ⁴	 In Law, not in Practice	2019	Joint 3rd
 Equality of women's economic rights ⁴	 Not in Law	2019	Joint 16th
 Constitution recognises the right to social security (yes/no)	 Yes	2018	Joint 1st

























¹ Possible scores are:  <75% of AU's commitments set out in the Maputo Declaration  >=75 % and <100%  >=100%

² Possible scores are:  <75% of AU's commitments set out in the Abuja Declaration  >=75 % and <100%  >=100%

³ Possible scores are:  Very weak/Weak  Moderate  Strong/Very strong

⁴ Possible scores are:  Not in Law  In Law, Not in Practice  In Law & Practice

Nutrition Commitment Index (NCI)

Public spending	Score*	Year	NCI Rank of 45
 Separate budget for nutrition (no/sectoral only/yes)	 Yes	2019	Joint 1st
Policies			
 Vitamin A supplementation coverage for children	 93%	2018	Joint 7th
 Government promotes complementary feeding (yes/no)	 Yes	2015	Joint 1st
 Population with access to an improved water source	 82.9%	2017	19th
 Population with access to improved sanitation	 39.3%	2017	21st
 Health care visits for pregnant women	 79.5%	2018	37th
 Nutrition features in national development policy ¹	 Strong	2012-2017	1st
 National nutrition policy/strategy (yes/no)	 Yes	2019	Joint 1st
 Multisector and multistakeholder policy coordination (yes/no)	 Yes	2019	Joint 1st
 Time bound nutrition targets (yes/no)	 Yes	2019	Joint 1st
 National nutrition survey in last 3 years (yes/no)	 Yes	2018	Joint 1st
Laws			
 ICMBMS [^] enshrined in domestic law ²	 Many Aspects Enshrined	2019	Joint 19th

¹ Possible scores are:  Weak  Moderate  Strong (Note: Performance relative to other countries)

² Possible scores are:  Not enshrined in law  Few/Many aspects enshrined  Fully enshrined

[^] International Code of Marketing of Breastmilk Substitutes