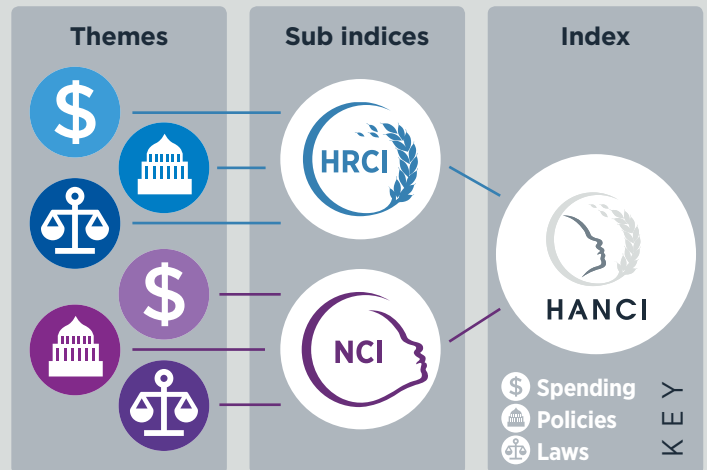
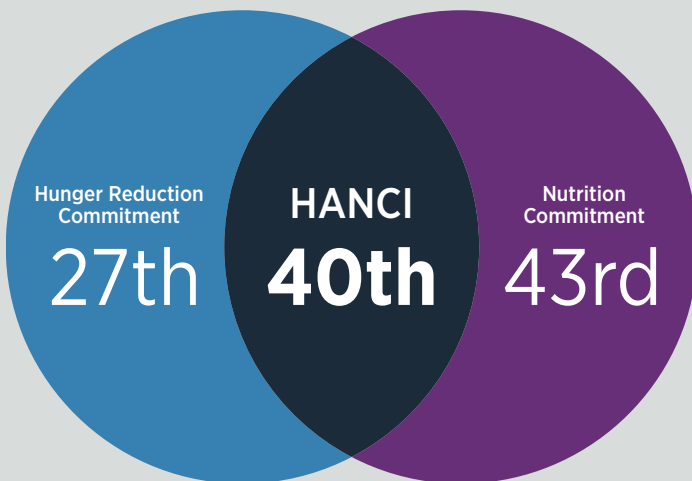




Key data for Togo



Existing rates of: **Wasting:** 6.7% **Stunting:** 27.5% **Proportion of population underweight:** 16.2%

Source: Government of Togo (DHS, 2013-14)




Strong Performance




- Relative to other HANCI countries, Togo's medium/long term national development policy (Strategy for Boosting Growth and promoting employment (SCAPE)) assigns strong importance to nutrition.
- The National Nutrition Policy/Strategy identifies time bound nutrition targets and a multisectoral and multistakeholder policy coordination mechanism has been set up.
- Policymakers in Togo benefit from regular nutrition surveys that are statistically representative at national level. The last survey was published in 2013-2014.
- The Government of Togo promotes complementary feeding practices.
- In Togo, constitutional protection of the right to social security is strong.




Areas for improvement




- Spending on agriculture (6.9% of public spending in 2016), does not meet government commitments set out in the African Union's Maputo Declaration (10% of public spending).
- Togo's spending in its health sector (5.7% of public spending in 2015) does not fully meet (15%) commitments set out in the Abuja Declaration.
- In Togo, the law gives women and men equal economic rights and equal legal access to agricultural land. However, these laws are not effectively enforced and discriminatory practices against women continue, increasing their vulnerability to hunger and undernutrition.
- Togo does not have a separate budget line for nutrition; this prevents transparency and accountability for spending.
- The Government of Togo has not enshrined the International Code of Marketing of Breastmilk Substitutes into domestic law.
- The Government of Togo has achieved two high doses of vitamin A supplementation for only 6% of children in 2015.
- Weak access to an improved source of drinking water (68.7% in 2015) and an improved sanitation facility (13.9% in 2015) prevents positive outcomes for hunger and nutrition in Togo.
- Social safety nets in Togo are basic and only cover few risks for a limited number of beneficiaries.




Hunger Reduction Commitment Index (HRCI)

Public spending	Score*	Year	HRCI Rank of 45
 Public spending on agriculture as share of total public spending ¹	6.9%	2016	Joint 17th
 Public spending on health as share of total public spending ²	5.7%	2015	25th
Policies			
 Access to land (security of tenure) ³	Moderate	2016	Joint 37th
 Access to agricultural research and extension services ³	Moderate	2013	Joint 41st
 Civil registration system — coverage of live births	78.1%	2013-2014	12th
 Functioning of social protection systems ³	Weak	2016	Joint 22nd
Laws			
 Level of constitutional protection of the right to food ³	Moderate	2016	Joint 10th
 Equality of women's access to agricultural land (property rights) ⁴	In Law, not in Practice	2014	Joint 4th
 Equality of women's economic rights ⁴	In Law, not in Practice	2014	Joint 1st
 Constitution recognises the right to social security (yes/no)	Yes	2006	Joint 1st













¹ Possible scores are:  <75% of AU's commitments set out in the Maputo Declaration  >=75 % and <100%  >=100%

² Possible scores are:  <75% of AU's commitments set out in the Abuja Declaration  >=75 % and <100%  >=100%

³ Possible scores are:  Very weak/Weak  Moderate  Strong/Very strong

⁴ Possible scores are:  Not in Law  In Law, Not in Practice  In Law & Practice

Nutrition Commitment Index (NCI)

Public spending	Score*	Year	NCI Rank of 45
 Separate budget for nutrition (no/sectoral only/yes)	No	2017	Joint 35th
Policies			
 Vitamin A supplementation coverage for children	6%	2015	44th
 Government promotes complementary feeding (yes/no)	Yes	2014	Joint 1st
 Population with access to an improved water source	68.7%	2015	33rd
 Population with access to improved sanitation	13.9%	2015	41st
 Health care visits for pregnant women	72.7%	2013-2014	38th
 Nutrition features in national development policy ¹	Strong	2013-2017	12th
 National nutrition policy/strategy (yes/no)	Yes	2017	Joint 1st
 Multisector and multistakeholder policy coordination (yes/no)	Yes	2017	Joint 1st
 Time bound nutrition targets (yes/no)	Yes	2017	Joint 1st
 National nutrition survey in last 3 years (yes/no)	Yes	2013-2014	Joint 1st
Laws			
 ICMBMS [^] enshrined in domestic law ²	Not Enshrined in Law	2016	Joint 38th

¹ Possible scores are:  Weak  Moderate  Strong (Note: Performance relative to other countries)

² Possible scores are:  Not enshrined in law  Few/Many aspects enshrined  Fully enshrined

[^] International Code of Marketing of Breastmilk Substitutes