

Existing rates of: **Wasting: 10.3%** **Stunting: 42.2%** **Proportion of population underweight: 31.7%**

Source: Government of Niger (SMART, 2016)


Strong Performance




- The Government encourages varied agricultural research and extension services, and local farmer organisations are involved in setting policy priorities. The extension system is effective and properly reaches out to poor farmers. Government policies, strategies and mechanisms seek to ensure gender equity in access to extension services.
- Relative to other HANCI countries, Niger's medium/long term national development policy (Plan de Développement Économique et Social) assigns strong importance to nutrition.
- Niger instituted a separate budget line for nutrition, enabling transparency and accountability for spending.
- Niger has introduced a multisectoral and multistakeholder policy coordination mechanism to support delivery of the National Nutrition Policy/Strategy.
- Policymakers in Niger benefit from regular nutrition surveys that are statistically representative at national level. The last survey was published in 2016-2017.
- The Government of Niger promotes complementary feeding practices and has achieved two high doses of vitamin A supplementation for 99% of children in 2015.
- In Niger, constitutional protection of the right to food and the right to social security is strong.




Areas for improvement




- Spending on agriculture (8% of public spending in 2015) is close to, yet not fully meeting government commitments set out in the African Union's Maputo Declaration (10% of public spending).
- Niger's spending in its health sector (4.6% of public spending in 2015) does not fully meet (15%) commitments set out in the Abuja Declaration.
- In Niger, the law gives women and men equal economic rights and equal legal access to agricultural land. However, these laws are not effectively enforced and discriminatory practices against women continue, increasing their vulnerability to hunger and undernutrition.
- Niger does not yet have a National Nutrition Policy/Strategy.
- Weak access to an improved source of drinking water (55.6% in 2015) and an improved sanitation facility (12.9% in 2015) prevents positive outcomes for hunger and nutrition in Niger.
- Social safety nets in Niger are basic and only cover few risks for a limited number of beneficiaries.
- Civil registration rates are weak (63.9% in 2012) and potentially hold back children's access to critical public services such as health and education.




Hunger Reduction Commitment Index (HRCI)

Public spending	Score*	Year	HRCI Rank of 45
 Public spending on agriculture as share of total public spending ¹	 8%	2015	15th
 Public spending on health as share of total public spending ²	 4.6%	2015	33rd
Policies			
 Access to land (security of tenure) ³	 Moderate	2016	Joint 37th
 Access to agricultural research and extension services ³	 Strong	2013	Joint 15th
 Civil registration system — coverage of live births	 63.9%	2012	27th
 Functioning of social protection systems ³	 Weak	2016	Joint 22nd
Laws			
 Level of constitutional protection of the right to food ³	 Strong	2017	Joint 1st
 Equality of women's access to agricultural land (property rights) ⁴	 In Law, not in Practice	2014	Joint 4th
 Equality of women's economic rights ⁴	 In Law, not in Practice	2014	Joint 1st
 Constitution recognises the right to social security (yes/no)	 Yes	2017	Joint 1st

























¹ Possible scores are:  <75% of AU's commitments set out in the Maputo Declaration  >=75 % and <100%  >=100%

² Possible scores are:  <75% of AU's commitments set out in the Abuja Declaration  >=75 % and <100%  >=100%

³ Possible scores are:  Very weak/Weak  Moderate  Strong/Very strong

⁴ Possible scores are:  Not in Law  In Law, Not in Practice  In Law & Practice

Nutrition Commitment Index (NCI)

Public spending	Score*	Year	NCI Rank of 45
 Separate budget for nutrition (no/sectoral only/yes)	 Yes	2017	Joint 1st
Policies			
 Vitamin A supplementation coverage for children	 99%	2015	Joint 1st
 Government promotes complementary feeding (yes/no)	 Yes	2010	Joint 1st
 Population with access to an improved water source	 55.6%	2015	42nd
 Population with access to improved sanitation	 12.9%	2015	43rd
 Health care visits for pregnant women	 82.8%	2012	Joint 30th
 Nutrition features in national development policy ¹	 Strong	2017-2021	4th
 National nutrition policy/strategy (yes/no)	 No	2017	Joint 42nd
 Multisector and multistakeholder policy coordination (yes/no)	 Yes	2017	Joint 1st
 Time bound nutrition targets (yes/no)	 Yes	2017	Joint 1st
 National nutrition survey in last 3 years (yes/no)	 Yes	2016-2017	Joint 1st
Laws			
 ICMBMS [^] enshrined in domestic law ²	 Many Aspects Enshrined	2016	Joint 20th

¹ Possible scores are:  Weak  Moderate  Strong (Note: Performance relative to other countries)

² Possible scores are:  Not enshrined in law  Few/Many aspects enshrined  Fully enshrined

[^] International Code of Marketing of Breastmilk Substitutes