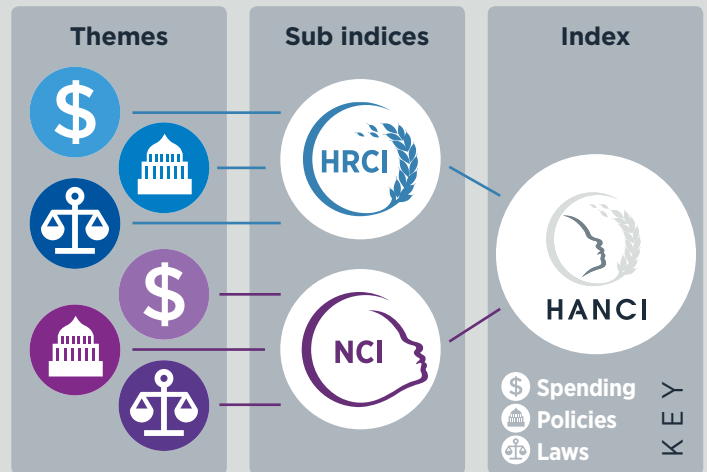
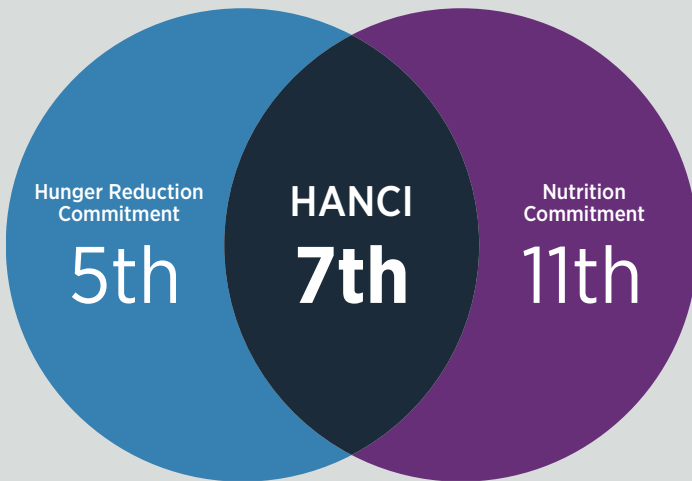




Key data for Malawi



Existing rates of: **Wasting:** 2.7% **Stunting:** 37.1% **Proportion of population underweight:** 11.7%

Source: Government of Malawi (DHS, 2015-16)

Strong Performance




- Spending on agriculture (17.6% of public spending in 2016) meets government commitments set out in the African Union's Maputo Declaration (10% of public spending).
- Relative to other HANCI countries, Malawi's medium/long term national development policy (Malawi Growth and Development Strategy III) assigns strong importance to nutrition.
- Malawi instituted a separate budget line for nutrition, enabling transparency and accountability for spending.
- The National Nutrition Policy/Strategy identifies time bound nutrition targets and a multisectoral and multistakeholder policy coordination mechanism has been set up.
- Policymakers in Malawi benefit from regular nutrition surveys that are statistically representative at national level. The last survey was published in 2015-2016.
- The Government of Malawi promotes complementary feeding practices.
- In Malawi 96.1% of women aged 15-49 were visited at least once during pregnancy by skilled health personnel in 2013-2014.
- In Malawi, constitutional protection of the right to food and the right to social security is strong.




Areas for improvement




- Malawi's spending in its health sector (10.8% of public spending in 2015) does not fully meet (15%) commitments set out in the Abuja Declaration.
- In Malawi, the law gives women and men equal economic rights and equal legal access to agricultural land. However, these laws are not effectively enforced and discriminatory practices against women continue, increasing their vulnerability to hunger and undernutrition.
- The Government of Malawi has achieved two high doses of vitamin A supplementation for only 16% of children in 2015.
- Weak access to improved sanitation facilities (55.1% in 2016) obstructs better hunger and nutrition outcomes.
- Social safety nets in Malawi are basic and only cover few risks for a limited number of beneficiaries.
- Civil registration rates are weak (67% in 2015-2016) and potentially hold back children's access to critical public services such as health and education.




Hunger Reduction Commitment Index (HRCI)

Public spending	Score*	Year	HRCI Rank of 45
 Public spending on agriculture as share of total public spending ¹	 17.6%	2016	1st
 Public spending on health as share of total public spending ²	 10.8%	2015	7th
Policies			
 Access to land (security of tenure) ³	 Moderate	2016	Joint 20th
 Access to agricultural research and extension services ³	 Moderate	2013	Joint 27th
 Civil registration system — coverage of live births	 67%	2015-2016	23rd
 Functioning of social protection systems ³	 Weak	2016	Joint 22nd
Laws			
 Level of constitutional protection of the right to food ³	 Strong	2016	Joint 1st
 Equality of women's access to agricultural land (property rights) ⁴	 In Law, not in Practice	2014	Joint 4th
 Equality of women's economic rights ⁴	 In Law, not in Practice	2014	Joint 1st
 Constitution recognises the right to social security (yes/no)	 Yes	2006	Joint 1st

























¹ Possible scores are:  <75% of AU's commitments set out in the Maputo Declaration  >=75 % and <100%  >=100%

² Possible scores are:  <75% of AU's commitments set out in the Abuja Declaration  >=75 % and <100%  >=100%

³ Possible scores are:  Very weak/Weak  Moderate  Strong/Very strong

⁴ Possible scores are:  Not in Law  In Law, Not in Practice  In Law & Practice

Nutrition Commitment Index (NCI)

Public spending	Score*	Year	NCI Rank of 45
 Separate budget for nutrition (no/sectoral only/yes)	 Yes	2017	Joint 1st
Policies			
 Vitamin A supplementation coverage for children	 16%	2015	39th
 Government promotes complementary feeding (yes/no)	 Yes	2012	Joint 1st
 Population with access to an improved water source	 87%	2016	16th
 Population with access to improved sanitation	 55.1%	2016	13th
 Health care visits for pregnant women	 96.1%	2013-2014	8th
 Nutrition features in national development policy ¹	 Strong	2017-2022	7th
 National nutrition policy/strategy (yes/no)	 Yes	2017	Joint 1st
 Multisector and multistakeholder policy coordination (yes/no)	 Yes	2017	Joint 1st
 Time bound nutrition targets (yes/no)	 Yes	2017	Joint 1st
 National nutrition survey in last 3 years (yes/no)	 Yes	2015-2016	Joint 1st
Laws			
 ICMBMS [^] enshrined in domestic law ²	 Many Aspects Enshrined	2016	Joint 20th

¹ Possible scores are:  Weak  Moderate  Strong (Note: Performance relative to other countries)

² Possible scores are:  Not enshrined in law  Few/Many aspects enshrined  Fully enshrined

[^] International Code of Marketing of Breastmilk Substitutes