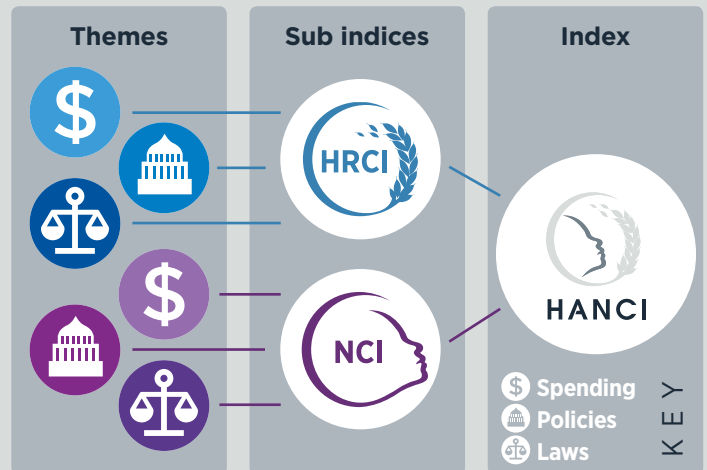
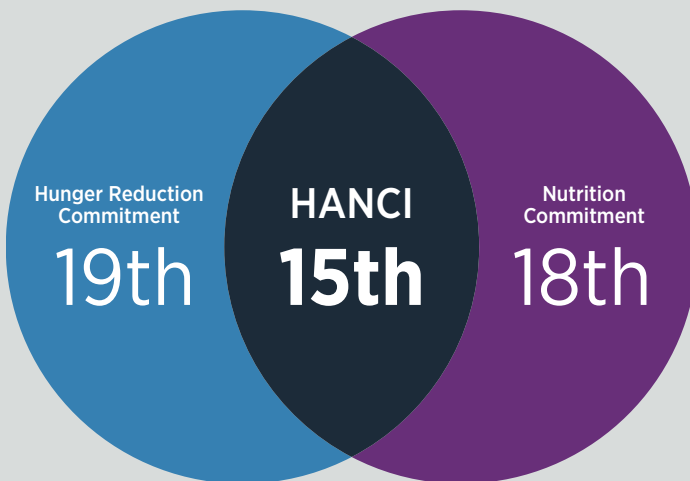




Key data for Mali



Existing rates of: **Wasting:** 13.5% **Stunting:** 30.4% **Proportion of population underweight:** 25%

Source: Government of Mali (MICS, 2015)





















Strong Performance




- Spending on agriculture (12.4% of public spending in 2016) meets government commitments set out in the African Union's Maputo Declaration (10% of public spending).
- Relative to other HANCI countries, Mali's medium/long term national development policy (Cadre Strategique por la croissance et la reduction de la pauvreté (CSCR)) assigns strong importance to nutrition.
- Mali instituted a separate budget line for nutrition, enabling transparency and accountability for spending.
- The National Nutrition Policy/Strategy identifies time bound nutrition targets and a multisectoral and multistakeholder policy coordination mechanism has been set up.
- Policymakers in Mali benefit from regular nutrition surveys that are statistically representative at national level. The last survey was published in 2015.
- The Government of Mali promotes complementary feeding practices.
- In Mali, constitutional protection of the right to social security is strong.




Areas for improvement




- Mali's spending in its health sector (4.5% of public spending in 2015) does not fully meet (15%) commitments set out in the Abuja Declaration.
- In Mali, the law does not give women economic rights equal to men. Men and women have equal legal access to agricultural land, but this is not effectively enforced and discriminatory practices against women continue, increasing their vulnerability to hunger and undernutrition.
- Weak access to improved sanitation facilities (31.3% in 2015) obstructs better hunger and nutrition outcomes.
- In Mali only 47.9% of women aged 15-49 were visited at least once during pregnancy by skilled health personnel in 2015.
- Social safety nets in Mali are basic and only cover few risks for a limited number of beneficiaries.




Hunger Reduction Commitment Index (HRCI)

Public spending	Score*	Year	HRCI Rank of 45
 Public spending on agriculture as share of total public spending ¹	 12.4%	2016	6th
 Public spending on health as share of total public spending ²	 4.5%	2015	34th
Policies			
 Access to land (security of tenure) ³	 Moderate	2016	35th
 Access to agricultural research and extension services ³	 Moderate	2013	Joint 27th
 Civil registration system — coverage of live births	 80.8%	2010	11th
 Functioning of social protection systems ³	 Weak	2016	Joint 22nd
Laws			
 Level of constitutional protection of the right to food ³	 Moderate	2014	Joint 10th
 Equality of women's access to agricultural land (property rights) ⁴	 In Law, not in Practice	2014	Joint 4th
 Equality of women's economic rights ⁴	 Not in Law	2014	Joint 30th
 Constitution recognises the right to social security (yes/no)	 Yes	2014	Joint 1st

























¹ Possible scores are:  <75% of AU's commitments set out in the Maputo Declaration  >=75 % and <100%  >=100%

² Possible scores are:  <75% of AU's commitments set out in the Abuja Declaration  >=75 % and <100%  >=100%

³ Possible scores are:  Very weak/Weak  Moderate  Strong/Very strong

⁴ Possible scores are:  Not in Law  In Law, Not in Practice  In Law & Practice

Nutrition Commitment Index (NCI)

Public spending	Score*	Year	NCI Rank of 45
 Separate budget for nutrition (no/sectoral only/yes)	 Yes	2017	Joint 1st
Policies			
 Vitamin A supplementation coverage for children	 88%	2015	Joint 15th
 Government promotes complementary feeding (yes/no)	 Yes	2014	Joint 1st
 Population with access to an improved water source	 80%	2015	23rd
 Population with access to improved sanitation	 31.3%	2015	27th
 Health care visits for pregnant women	 47.9%	2015	45th
 Nutrition features in national development policy ¹	 Strong	2012-2017	1st
 National nutrition policy/strategy (yes/no)	 Yes	2017	Joint 1st
 Multisector and multistakeholder policy coordination (yes/no)	 Yes	2017	Joint 1st
 Time bound nutrition targets (yes/no)	 Yes	2017	Joint 1st
 National nutrition survey in last 3 years (yes/no)	 Yes	2015	Joint 1st
Laws			
 ICMBMS [^] enshrined in domestic law ²	 Many Aspects Enshrined	2016	Joint 20th

¹ Possible scores are:  Weak  Moderate  Strong (Note: Performance relative to other countries)

² Possible scores are:  Not enshrined in law  Few/Many aspects enshrined  Fully enshrined

[^] International Code of Marketing of Breastmilk Substitutes