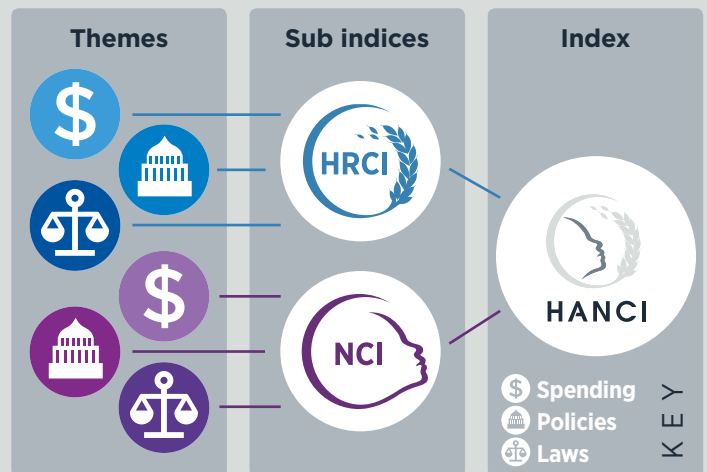
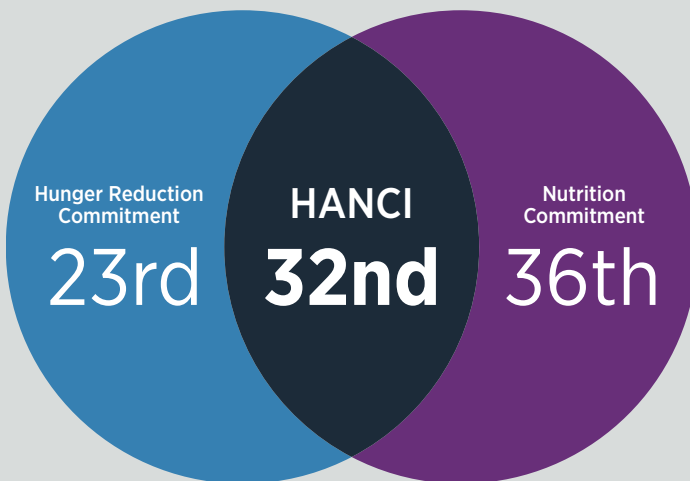




Key data for Ethiopia



Existing rates of: **Wasting:** 9.9% **Stunting:** 38.4% **Proportion of population underweight:** 23.6%

Source: Government of Ethiopia (DHS, 2016)

Strong Performance













- Spending on agriculture (16.8% of public spending in 2016) meets government commitments set out in the African Union's Maputo Declaration (10% of public spending).
- The Government of Ethiopia has ensured tenure security for rural populations. Land titling is common and land markets function well. Policy promotes equitable access to common property resources.
- The Government encourages varied agricultural research and extension services, and local farmer organisations are involved in setting policy priorities. The extension system is effective and properly reaches out to poor farmers. Government policies, strategies and mechanisms seek to ensure gender equity in access to extension services.
- Ethiopia instituted a separate budget line for nutrition, enabling transparency and accountability for spending.
- The National Nutrition Policy/Strategy identifies time bound nutrition targets and a multisectoral and multistakeholder policy coordination mechanism has been set up.
- Policymakers in Ethiopia benefit from regular nutrition surveys that are statistically representative at national level. The last survey was published in 2016.
- The Government of Ethiopia promotes complementary feeding practices.
- In Ethiopia, constitutional protection of the right to social security is strong.




Areas for improvement




- Ethiopia's spending in its health sector (6% of public spending in 2015) does not fully meet (15%) commitments set out in the Abuja Declaration.
- In Ethiopia, the law does not give women economic rights equal to men. Men and women have equal legal access to agricultural land, but this is not effectively enforced and discriminatory practices against women continue, increasing their vulnerability to hunger and undernutrition.
- Relative to other HANCI countries, Ethiopia's medium/long term national development policy (Second Growth and Transformation Plan (GTP II)) places weak importance to nutrition.
- The Government of Ethiopia has not enshrined the International Code of Marketing of Breastmilk Substitutes into domestic law.
- Weak access to an improved source of drinking water (61.6% in 2016) and an improved sanitation facility (6.7% in 2016) prevents positive outcomes for hunger and nutrition in Ethiopia.
- In Ethiopia only 62% of women aged 15-49 were visited at least once during pregnancy by skilled health personnel in 2016.
- Social safety nets in Ethiopia are basic and only cover few risks for a limited number of beneficiaries.
- Civil registration rates are weak (2.7% in 2016) and potentially hold back children's access to critical public services such as health and education.




HANCI compares 45 developing countries for their performance on 22 indicators of political commitment to reduce hunger and undernutrition. All the countries compared in the index have high rates of hunger and undernutrition. Country scores are calculated in relation to the political commitment of the other countries in the index.




Hunger Reduction Commitment Index (HRCI)

Public spending	Score*	Year	HRCI Rank of 45
 Public spending on agriculture as share of total public spending ¹	 16.8%	2016	2nd
 Public spending on health as share of total public spending ²	 6%	2015	24th
Policies			
 Access to land (security of tenure) ³	 Strong	2016	Joint 4th
 Access to agricultural research and extension services ³	 Strong	2013	Joint 15th
 Civil registration system — coverage of live births	 2.7%	2016	45th
 Functioning of social protection systems ³	 Weak	2016	Joint 22nd
Laws			
 Level of constitutional protection of the right to food ³	 Moderate	2016	Joint 10th
 Equality of women's access to agricultural land (property rights) ⁴	 In Law, not in Practice	2014	Joint 4th
 Equality of women's economic rights ⁴	 Not in Law	2014	Joint 30th
 Constitution recognises the right to social security (yes/no)	 Yes	2006	Joint 1st

























¹ Possible scores are:  <75% of AU's commitments set out in the Maputo Declaration  >=75 % and <100%  >=100%

² Possible scores are:  <75% of AU's commitments set out in the Abuja Declaration  >=75 % and <100%  >=100%

³ Possible scores are:  Very weak/Weak  Moderate  Strong/Very strong

⁴ Possible scores are:  Not in Law  In Law, Not in Practice  In Law & Practice

Nutrition Commitment Index (NCI)

Public spending	Score*	Year	NCI Rank of 45
 Separate budget for nutrition (no/sectoral only/yes)	 Yes	2016	Joint 1st
Policies			
 Vitamin A supplementation coverage for children	 74%	2015	23rd
 Government promotes complementary feeding (yes/no)	 Yes	2010	Joint 1st
 Population with access to an improved water source	 61.6%	2016	39th
 Population with access to improved sanitation	 6.7%	2016	45th
 Health care visits for pregnant women	 62%	2016	41st
 Nutrition features in national development policy ¹	 Weak	2015-2019	40th
 National nutrition policy/strategy (yes/no)	 Yes	2017	Joint 1st
 Multisector and multistakeholder policy coordination (yes/no)	 Yes	2017	Joint 1st
 Time bound nutrition targets (yes/no)	 Yes	2017	Joint 1st
 National nutrition survey in last 3 years (yes/no)	 Yes	2016	Joint 1st
Laws			
 ICMBMS [^] enshrined in domestic law ²	 Not Enshrined in Law	2016	Joint 38th

¹ Possible scores are:  Weak  Moderate  Strong (Note: Performance relative to other countries)

² Possible scores are:  Not enshrined in law  Few/Many aspects enshrined  Fully enshrined

[^] International Code of Marketing of Breastmilk Substitutes