

Existing rates of: **Wasting: 6%** **Stunting: 40.1%** **Proportion of population underweight: 14.8%**

Source: Gov. of Zambia (DHS, 2014)

### Strong Performance

**The Government** encourages varied agricultural research and extension services, and local farmer organisations are involved in setting policy priorities. The extension system is effective and properly reaches out to poor farmers. Government policies, strategies and mechanisms seek to ensure gender equity in access to extension services.

**The National** Nutrition Policy/Strategy identifies time bound nutrition targets and a multisectoral and multistakeholder policy coordination mechanism has been set up.

**Policymakers in** Zambia benefit from regular nutrition surveys that are statistically representative at national level. The last survey was published in 2013-2014.

**The Government** has enshrined aspects of the International Code of Marketing of Breastmilk Substitutes into domestic law.

**The Government** of Zambia promotes complementary feeding practices and has achieved two high doses of vitamin A supplementation for 93% of children in 2013.

**In Zambia** 93.7% of women aged 15-49 were visited at least once during pregnancy by skilled health personnel in 2007.

### Areas for improvement

**Spending on** agriculture (4.98% of public spending in 2013), does not meet government commitments set out in the African Union's Maputo Declaration (10% of public spending).





















**In Zambia**, law does neither give women economic rights or agricultural land access rights equal to men. This increases women and children's vulnerability to hunger and undernutrition.

**Weak access** to an improved source of drinking water (63.3% in 2012) and an improved sanitation facility (42.8% in 2012) prevents positive outcomes for hunger and nutrition in Zambia.

**In Zambia**, constitutional protection of the right to food and the right to social security is weak.

**Civil registration** rates are weak (11.3% in 2014) and potentially hold back children's access to critical public services such as health and education.

## Hunger Reduction Commitment Index (HRCI)

Public spending	Score*	Year	HRCI Rank of 45
 Public spending on agriculture as share of total public spending <sup>1</sup>	 4.98%	2013	20th
 Public spending on health as share of total public spending <sup>1</sup>	 16.4%	2012	6th
<b>Policies</b>			
 Access to land (security of tenure) <sup>2</sup>	 Moderate	2013	Joint 25th
 Access to agricultural research and extension services <sup>2</sup>	 Strong	2013	Joint 15th
 Civil registration system — coverage of live births	 11.3%	2014	44th
 Functioning of social protection systems <sup>2</sup>	 Weak	2014	Joint 12nd
<b>Laws</b>			
 Level of constitutional protection of the right to food <sup>3</sup>	 Weak	2006	Joint 20th
 Equality of women's access to agricultural land (property rights) <sup>4</sup>	 Not in Law	2014	Joint 41st
 Equality of women's economic rights <sup>4</sup>	 Not in Law	2011	Joint 30th
 Constitution recognises the right to social security (yes/no)	 No	2006	Joint 31st

























<sup>1</sup> Possible scores are:  <75% of agriculture (Maputo) and health (Abuja) spending pledges  >=75% and <100%  >=100%

<sup>2</sup> Possible scores are:  Weak  Moderate  Strong




<sup>3</sup> Possible scores are:  Weak  Moderate  Strong

<sup>4</sup> Possible scores are:  Not in Law  In Law Not in Practice  In Law & Practice

## Nutrition Commitment Index (NCI)

Public spending	Score*	Year	NCI Rank of 45
 Separate budget for nutrition (No/Sectoral only/Yes)	 Sectoral only	2014	Joint 20th
<b>Policies</b>			
 Vitamin A supplementation coverage for children	 93%	2013	20th
 Government promotes complementary feeding (yes/no)	 Yes	2014	Joint 1st
 Population with access to an improved water source	 63.3%	2012	32nd
 Population with access to improved sanitation	 42.8%	2012	20th
 Health care visits for pregnant women	 93.7%	2007	Joint 15th
 Nutrition features in national development policy <sup>1</sup>	 Moderate	2007-2030	16th
 National Nutrition Policy/Strategy (yes/no)	 Yes	2014	Joint 1st
 Multisector and multistakeholder policy coordination (yes/no)	 Yes	2014	Joint 1st
 Time bound nutrition targets (yes/no)	 Yes	2014	Joint 1st
 National nutrition survey in last 3 years (yes/no)	 Yes	2013-2014	Joint 1st
<b>Laws</b>			
 ICMSB <sup>^</sup> Enshrined in domestic law <sup>2</sup>	 Aspects Enshrined	2014	Joint 21st

<sup>1</sup> Possible scores are:  Weak  Moderate  Strong (Note: Performance relative to other countries).

<sup>2</sup> Possible scores are:  Not Enshrined in Law  Voluntary Adoption  Fully enshrined.

<sup>^</sup> International Code of Marketing of Breastmilk Substitutes